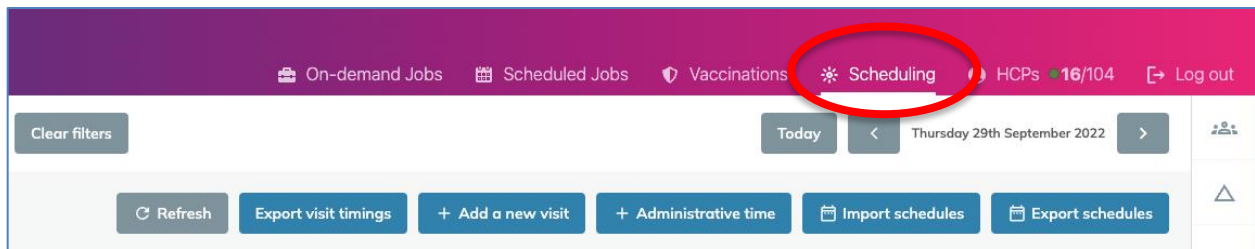


# Scheduling System – Controller Functions

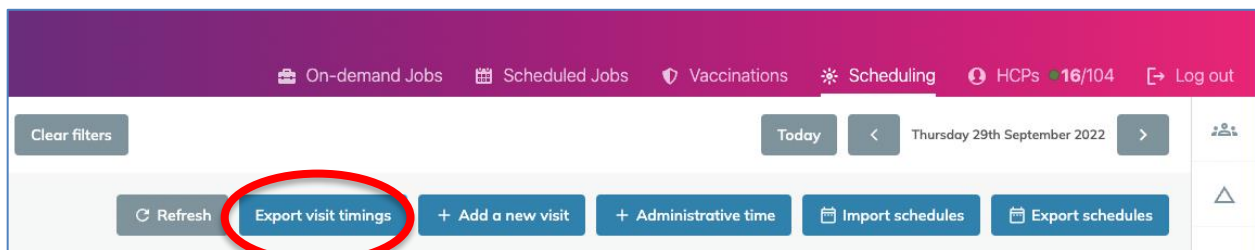
## Exporting visit timings

This feature enables controllers to export a csv file containing details of the HCP, patient and visit timings. This can be used as a basis for analysis to ensure response times are being met.

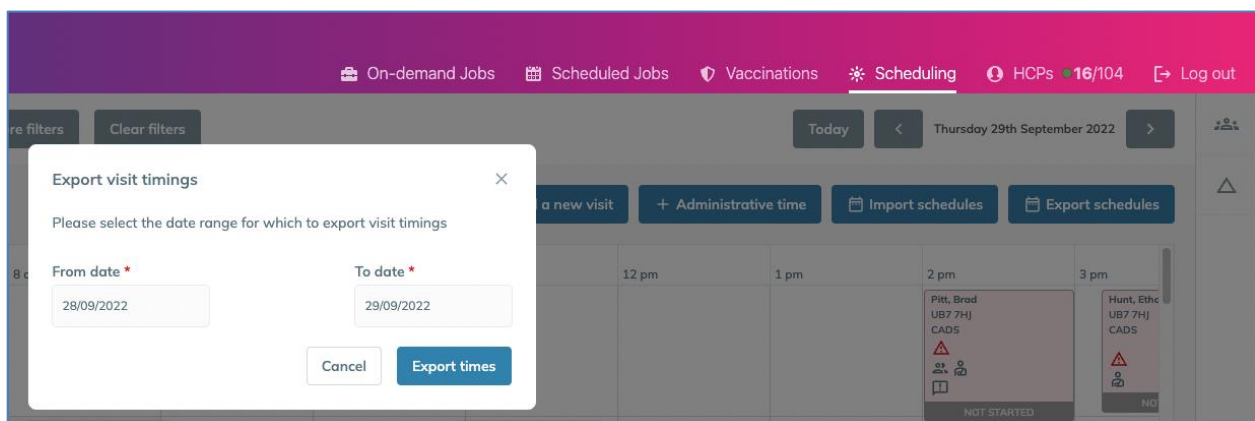
1. Log in to Doc Abode as a COD <https://controller.docabode.com/> and select the Scheduling tab



2. Select the **Export visit timings** button.



3. In the new window, enter the required date range.



4. Select **Export times** and the file will be downloaded in csv format. It will appear in the bottom left of the screen as well as in the local download folder on the user's laptop. The filename will

be named *Visits\_yyyymmdd\_hhmm.csv*, representing the date and time the download was created.

